

The artists

Anna - B. - Eggs - Envy - Kaiku - Karolina - Kawa - LingLator - Mackerel - Niko - ToxicBlumie -  
wafflesquarf



language cafe zine #3  
**transformation**

cover by Kawa

# Editor's note

**Welcome to Zine #3.**

**And welcome to transformation.**

This issue of the Language Cafe Zine brings together a collection of works that explore transformation through many lenses. From photography that captures fleeting shifts in light and perspective, to digital illustrations that reimagine identity, emotion, and form, and all the way to hands-on practice like sewing and fineliner drawings where transformation is built line by line, stitch by stitch.

Each artist approaches transformation differently, yet all meet in the same space: the in-between, where something is unfolding.

As you move through these pages, take your time. Notice how change appears and examine your own experience with transformation. What does it mean to you?

Let your thoughts wander and perhaps you may discover something changing in you too.

**See you in the next issue,**



Kawa  
Co-founder & Editor

Along with  
Joon | Language Cafe Co-founder  
Jam | Zine Coordinator

# Zine #3 - Transformation

Editor's Note	Page 2
Zine #3 - Transformation	Page 3
- Photography	Page 4-5
Anna Sewing	Page 6-7
Eggs Digital Illustration	Page 8-9
Envy - Martyr Digital Illustration	Page 10-11
Kaiku - The Rising Sun Digital Illustration	Page 12
Karolina Digital Illustration	Page 13-14
Kawa - Inexorable Digital Illustration / Painting	Page 15-16
LingLator Fineliner on Paper	Page 17
Mackerel - Zamakan & Zehraların Dansı Collage	Page 18-21
Niko - Evolution Collage	Page 22-23
ToxicBlumie Digital Illustration	Page 24-26
Wafflesquarf - Strait through Dawn and Dusk & Waves Poetry	Page 27-28
Outro	Page 29



## About the work

---

They are flowers I saw. I am unsure if they are the same flower at various growth stages, or two different flowers, but I saw them both in the same pot at different times. And they had completely switched colors from what I remembered which was kind of poetic.

## Q&A

---

**Q: What are you hoping to communicate through your artwork?**

A: No message really. I just want to share something I saw that no one else did. That's the fun of cameras. It's like lending your eyes to people.

**Q: What was a surprising moment while creating?**

A: They seemed like they switched colors.



09/10/2023 16:29



09/10/2023 18:14



# Anna



[Anna on Instagram](#)

allkindsofcreativeness

## **About the work**

I got a sewing machine for Christmas, so I picked up sewing. The fabric was free since I got it from my grandmother. Those are essentially pants that look like a skirt, but on me they're more like shorts. I used 100% cotton fabric for them, as opposed to thicker wool fabric like in original pattern.

First I traced the pattern of the pants/shorts onto tracing paper (Burda issue 11/2025) and then cut it out. Then I traced the pattern pieces onto fabric and started sewing slowly. At some point I figured that the waist is way too big for me, so I had to learn how to do alterations and my grandmother helped me from distance via Instagram.

Eventually I had to go purchase a zipper and a button for the front and oh, I definitely learned something new! Like how install a zipper properly and how to sew an invisible zipper. And pockets(!!!) They do not look 100% like the OG picture, but those are my first shorts and as long as they're wearable, all good. The work does not have a title, but the pattern is called "Julia Hosenrock".

## **Q&A**

### **Q: How did you feel while creating your artwork?**

A: I felt really proud but also frustrated, mainly when I had to redo the seams or when I figured that the center seam is too meh and had to re sew the whole seam 1 cm lower. I don't really have much sewing experience, but all these things really help!

### **Q: What are you hoping to communicate through your artwork?**


A: Well, if I can do it so can you. If you're thinking about learning sewing, I suggest you start with something you would actually like to sew and not tote bags, cushions and such like most websites and TikTok suggest. Nothing wrong in starting there, but it'll give you more joy if you pick something you want to make.

### **Q: What was a surprising moment while creating?**

A: How to sew the pockets. Very useful knowledge. And how to sew to buttonholes with the sewing machine.



# Eggs



## About the work

I took a look at the theme "Transformation" and the image of butterflies immediately popped up. But just drawing butterflies didn't seem enough to me. So I went with someone with wings and spiraled from there!



[Eggs on Instagram](#)

eggsgreat29



# Envy

## Martyr

Digital Illustration



## **About the work**

This piece is meant to represent my relationship with femininity and what it means to be a woman. I feel like a lot of times because I was born female, what is expected of me as a woman ends up superseding what I feel should be happening with my life.

I'm not saying that there is a certain way to be a woman, but it's always been in the back of my mind whether or not I've been practicing womanhood properly. But recently, I've grown to accept my femininity as a part of myself, without letting it take over me fully. This piece was meant to explore how the balance of femininity and womanhood intersect with my identity.



## Kaiku

I treat art as a balancing creative hobby alongside my office work. I love making cozy, aesthetic pieces, though I sometimes drift into other passions like game design or writing when inspiration shifts.

## The Rising Sun

Digital Illustration




### About the work

As the sun shifts in the sky, every living being begins to rise from its gentle sleep.

[Kaiku on Instagram](#)

thekaiku\_



## Karolina

I'm a graphic design student from Poland. I love drawing figure skaters and learning new things. I also make illustrations for my friend's poetry account.



## **About the work**

I make a lot of quick sketches and sometimes, they give me ideas for artworks. I scan them, paste into drawing program and at this point I usually have an idea for colors and style that could work. This piece started as a sketch made during art history lesson, and originally I wanted to make it look like something by Klimt, with golden background, but I didn't have time for it then.

When I was looking for inspiration for the zine I found the sketch again and it was perfect for the day/night idea that I had.

## **Q&A**

### **Q: How did you feel while creating your artwork?**

A: I drew most of this work during exams, since the semester was ending. I would work on this as a break from other projects, so it was very relaxing. There wasn't any pressure and I could just have fun.

### **Q: What are you hoping to communicate through your artwork?**

A: I like this moment at the end of the day, when I decide that there is nothing more I can do today, so I go to sleep, and for a while I can forget about my worries. I guess that's what I tried to show - no matter how bad things are, even the worst days end, and tomorrow is a new chance.

### **Q: What was a surprising moment while creating?**

A: I was expecting to struggle a lot with the background, but actually that was the easy part. No, instead I had to redraw hair three times before it looked okay.

**[Karolina on Instagram](#)**

color.of.hope.42



## **Kawa**

Kawa is a self taught artist that has been drawing her whole life. Her focus while creating is either releasing and expressing emotions, or capturing beautiful moments of life.

## **Inexorable**

Digital Illustration



## **About the work**

I thought a lot about how to represent transformation. It's a phenomenon that can occur on so many levels, literal or metaphorical, that I ended up being overwhelmed.

When I think of transformation, I imagine myself reaching out to a higher ground, even if that comes with pain or challenges. At first, I had a sketch for a person with a contorted, dynamic body reaching up, but it didn't feel right. I ended up drawing someone "passing" through an invisible barrier because sometimes we don't realize we're transforming only long after the fact. Their expression is a reference to The Fallen Angel painting by Alexandre Cabanel, symbolizing the pain that comes with transformation.

## **Q&A**

### **Q: How did you feel while creating your artwork?**

A: I felt relaxed for once. I drew this after a long period of not doing anything creative. I was delaying drawing out of fear, so it was nice to come back to it and have a positive experience.

### **Q: What are you hoping to communicate through your artwork?**

A: To embrace transformation even though you might not look forward to it.

### **Q: What was a surprising moment while creating?**

A: Coloring this piece was easier for me than usual. It may be a sign that I went through a transformation too through this process.

**[Kawa on Instagram](#)**

the\_kawaa

... when  
languages  
unite.

# LingLator

The Linguistic Translator  
Language enthusiast who enjoys being creative in  
her spare time.

Transformation Process:

from monolingual to multilingual brain

personal perception

reality



When I speak,  
people understand  
me.

When you grow up  
with one language  
at home...



When I speak,  
no one understands  
me.  
What do you mean  
OTHER languages exist?

... only to find out  
that this language is  
not the native language  
of the country you live  
in...



If I knew a third  
language, it would  
be like knowing a  
secret language.

... but is in fact  
considered to be the  
international language  
that more people speak  
than you had first realised.



Hey! Even languages  
that are totally  
different have similarities.

... what's to stop  
you from learning  
more languages?

LingLator  
-The Linguistic Translator-

[LingLator on YouTube](#)

@LingLator



# Mackerel

A lover of (Sea, reading, knowledge & new experiences, medicine, puns/ memes/ wordplays/ poetry, handicrafts, languages, and everything blue)

# Zamakan

Collage



## About the work

When we joined this event, I had a couple of photography ideas; one of them was taking shots from the POV of different creatures. Imagine if you were transformed into one after the other, then seeing through their eyes, conveying how there's a change of place, or perception of items and how you'd see the world differently accordingly.

The other thought was to take shots of multiple objects at different times of the day, to convey the changes over time. I had researched for this idea, how 'day time' was perceived, and the names of different hours through cultures. That is where I found the 24-hour system in the ancient Arab culture, where every hour has a name, and the ancient Chinese 12 hour system, where every 2 hours has a name, to be new and fascinating to me. Both systems have been carried to this day with slight variations.

This led us to discover the Arabic term "Zamakan." It means the combination of time (Zaman), & place (Makan). The word was interesting and appealing to us, especially when you try to pronounce it, it rolls with a certain melody.

So, since the common theme between the two original ideas was the transformation of the same object through the internal (First idea, where the change is in the viewer/ place) and external influences (the second idea, where the change is in the time/ lighting & day-night movement) to the minute, I decided "why not we combine both!".

For this, I took different single items from photos I had previously taken, each with a unique memory, and made them through Canva into a different world or realm, where they all exist together to tell a story where the place and time barriers melt together.

You could see it better in 1) the 3 clouds (left), the smoke from the chimney & the moon (the cloudy night sky with a moon to the right), where the three of them were part of landscape sky shots, through different times of the day. or 2) through the flowers, trees and plants which were taken either during walks in forests for some, or in gardens for others, etc. And 3) many, many more!

There are a lot of items, details and connections in the whole work, so have fun and enjoy picking through the various elements with guesses and interpretations. Any view is right since it's 'seen' through different {viewers' eyes}, and through {different times across the world, at different times of the day}.

# Zehraların Dansı (The Dance of Flowers)

Collage



## About the work

This idea had started with the flower picture! The shot was different to us, since we had taken it with the main focus on the stem or shaft (the green part) rather than the flower, where the rose sits in the background or behind the stem rather than being the main reason of attention.

So the more we looked at the picture, the more it reminded us with "ballet" and the dynamic between the dancers, where the Rose represents one of the dancers, being held high by their partner who provides support and stability, to be viewed, and both are admired.

To convey the idea, using Canva, we meant to deliver a transformation of the rose and the stem into their other form; the ballet dancers!.

The flower picture was split into -almost- two complementary parts and put into this shape to convey two parts of curtain being peeled slightly to unveil what's underneath.

Then using two different silhouettes, we put them to convey the metaphor of their dynamic, in the form of "Art of dance", with parts of their transformation from the flower and stem form still lingering.

Then the sea picture was put to be the background with the dark dancer having that shining sun behind them radiating through to symbolize their role in support and care, with the sea under to represent the source of life for the flowering form. Since he's the stem, we made it so that the last part of him was in touch and continuity with the water element. All while the rose dancer was high up the sky, between the clouds of the background, holding the beauty element to be viewed.

So yeah, that's it, the story of a flower we found once upon a time in a garden. Thanks for joining us in this trip where they got transformed to tell their story in a dance! Now the curtains close and they're back to a regular flower plant in the magical forest.



## Niko

Niko is a self-taught artist from Belgium. She's always eager to try out a new art medium, to see where it takes her. For her, art is mostly a way to make the world bit brighter by expressing her love for it.

## About the work

Being a biology nerd, the word 'transformation' often reminds me of evolution. This piece is a collage, a collection of various elements that signify that evolution for me. Spirals are a consistent appearance, as they remind me that evolution is endless, life is everchanging. Shells also return a lot as those are often the fossils I would find as a kid, my first connection to evolutionary biology.

## Q&A


**Q: What are you hoping to communicate through your artwork?**

A: I am hoping to give people a moment to think about how intricate the evolution of our world is. Whether that means evolution of an entire species, or of you, as an individual. I hope that it can be part of celebration of change.

Artist: Niko

# Evolution

Collage



[Niko on Instagram](#)

nikosarts26



## ToxicBlumie

Hello I'm ToxicBlumie! A hobby Artist which loves to experiment with different styles and media. I have two cats, a passion for plants and many ideas for different Projects



## **About the work**

I was actually struggling a little bit with the prompt. I had many different ideas of what I could do with the Idea of Transformation.

An example would be, that I originally wanted to experiment with an unusual camera perspective and the idea of incorporating the different stages of an Art piece. But to be honest I didn't find a motive that I liked. This is actually the second Art piece I did with this prompt. The first design was a picture of me, putting the character design on like makeup. But I was too recognizable on that piece, so I didn't submit the artwork.

The Idea for this Art piece, I've gotten from a picture of a woman's face, turning vertical around its own axis. She looked, as if like her Head was hollow and her Face was a Mask. I thought I could do something similar, but with more slices, so I didn't need to draw her multiple times. That didn't really work out, the face of the woman looks more as if it was falling apart. But I still think it looks alright.

## **Q&A**

**Q: How did you feel while creating your artwork?**

A: Relaxed

**Q: What are you hoping to communicate through your artwork?**

A: The Figure in general is a criticism of the social norms which are enforced on women. She is supposed to be this porcelain doll which is made to be perfect. Glaring, smiling but also in a way not feeling. She is also supposed to look a little unnatural. Her skin should be like glass, she barely emotes and her colours are intense and bright. Similar to chemicals and toxins.

It's not seen on this Picture, but her Design incorporates motifs of Figs which culturally have always been filled to the brim with symbolism. May it be for fertility, prosperity and such. But Figs also consume Wasps which in my opinion adds to the design.

She also was a little inspired by the Evil Eye. At first, I thought it would be interesting idea, that she's possessed by the evil eye. But I dropped it eventually, due to lack of knowledge about the curse. I'm just going to pretend the abundance of eyes stands for the male gaze.

To be honest I also just liked to combine different design patterns that I liked. An example being the opportunity to have as many colours as possible.

**Q: What was a surprising moment while creating?**

A: I really need to find a way to add a "bigger" scale. I feel as if somethings missing. Always.

So, I just found out that I want to become better in this area of Art.

[ToxicBlumie on Carrd](https://toxicblumieart.carrd.co)

[toxicblumieart.carrd.co](https://toxicblumieart.carrd.co)



## Wafflesquarf

Sometimes when the gears are spinning and the mind wanders, poems come out.

### **Strait trough Dawn and Dusk**

If only we went backward  
Velvet drapes diverging  
layer by layer until light was all an eye knew  
Each trail untread  
until all the tears and all the blood were back  
where they belonged.

If we only returned  
Slipped upstream  
Like the rings of a record unwinding to reveal  
The whole, and the breath before the first stroke  
Indivisible  
Untrapped back in the infinity of potential.

The moons wrap around my fingers;  
The sun hides my eyes;  
I cannot help going back.

### **About the work**

A poem examining aging with loss.

# Waves

Need springs  
Wells deep  
Subterranean  
The same shiver rakes  
Zen patterns in desert sands  
Scores seamless undulations  
Across dunes to sate  
A torrent that  
Demands  
Release

## About the work

An ode to that which comes and passes.

## Q&A

### **Q: How did you feel while creating your artwork?**

A: I don't dedicate regular time and space to allow my mind to wander; my musings tend to leak out when I'm spinning my wheels at work. That said, as with language learning, I appreciated the neuroplastic challenge of balancing creativity against a deadline.

### **Q: What are you hoping to communicate through your artwork?**

A: With my work I hope to express a mindscape.

# Outro

## **Thank you for checking out our zine!**

If something here lingered with you, a thought, a feeling, or an idea, explore it in your own way. Transformation can be scary, but it can also bring about new beginnings.

When you're ready, bring it to the Language Cafe server. You'll find the #creative-corner channel that's always open for conversation (make sure you have the @Creative role). Share a work-in-progress or a finished piece, ask for eyes on a draft, or simply sit in and create.

We welcome all mediums and experience levels. All you need is a wish to create and explore. The next issue will grow from the hands and hearts of artists like you and we'd love to create it together.

## **Stay open and curious.**

[Join our community.](#)

## **Transformation doesn't come easy.**

---

It can be deeply personal, found in growth, loss, healing, or self discovery. It can also live beyond us, in nature, in relationships, in culture, and in the ever changing spaces we inhabit. Sometimes it arrives gently, almost unnoticed. Other times, it asks everything of us.

What does transformation mean to you? Let your thoughts wander through these pages, and perhaps you may discover something changing in you too.